




## S series



S2000



S2510 / 3600



Thermal Printer



Loading cart & carriage

### 1 Features

- For the process of drying cycle, filtered clean air flows into the chamber during vacuum system removes the remaining steam and vapor
- Self-diagnostic system : When the malfunction occurs in the operating, it sounds and display errors and numbers.
- Wrapped, unwrapped and liquid cycle and user mode are operated by pre-programmed cycle.
- Pre-vacuum for effective air removal that results in increasing sterilization performance.
- Easy operation with full automatic system by microprocessor
- It has such safety system as over pressure release valve, over heating & temp. protector, door open & power-off, low water protection, over current breaker and interlock door system.

### 2 Specifications

Model		S2000	S2510	S3600
Chamber	size (mm)	Dia.500 x 1000L	500Wx500Bx1000H	500Wx710Dx1000H
	capacity	196 liter / Cylindrical	250 liter / Rectangular	355 liter / Rectangular
	material	Stainless steel		
Shelves	size (mm)	1 no-240Wx950L	2 nos-480Wx950L	2 nos-440Wx900L
	material	Stainless steel		
Loading style		Front loading by manual or Loading cart & carriage (option)		
Temp. range		110 to 135 °C ( 230 to 275 °F)		
Water supply		15A, 1 - 3 Kg/cm2		20A, 3 - 5 Kg/cm2
Steam source		Built-in Steam generator		
Dry system		Steam Ejector	Watering vacuum pump	
Control system		Pre-programmed microprocessor control & digital display		
Printer		By option	Thermal dot matrix, 16 column	
Power source		380VAC, 50/60Hz, 11Kw	380VAC, 50/60Hz, 20Kw	380VAC, 50/60Hz, 25Kw
Overall (WxDxH)		725x1410x1620mm	755x1470x1730mm	800x1600x1790mm
Weight (Kg)		700	780	850

### 3 Options : Loading cart & carriage (stainless steel)